

# Solubilities of 1,1'-(Pentane-1,5-diyl)-bis(pyridinium) Dihexafluorophosphate in Dimethyl Sulfoxide + Water

Xu-Zhao Yang,\* Jun Wang, Zhen-Zhen Zhang, and Gang-Sen Li

Henan Provincial Key Laboratory of Surface and Interface Science, Zhengzhou University of Light Industry, Henan 450002, People's Republic of China

The solubilities of 1,1'-(pentane-1,5-diyl)-bis(pyridinium) dihexafluorophosphate in dimethyl sulfoxide + water were measured at temperatures from (292.05 to 338.45) K by a synthetic method at atmospheric pressure. The experimental data were well correlated with the modified Apelblat equation.

## Introduction

Ionic liquids (ILs) have been the object of increasing attention due to their unique physicochemical properties such as high thermal stability, high ionic conductivity, high solvating capacity, negligible vapor pressure, and nonflammability.<sup>1–4</sup> Dicationic ionic liquids have been shown to possess superior physical properties in terms of thermal stability and volatility compared to traditional ionic liquids.<sup>5,6</sup> Consequently, they have been proposed as solvents in high-temperature reactions,<sup>7</sup> novel high-temperature lubricants,<sup>8</sup> and ultrastable separation phases<sup>9</sup> and have potential in extractions similar to monocationic ionic liquids and mass spectrometry where ordinary ILs fail.<sup>10</sup> The synthesis and characterization of a wide variety of dicationic ionic liquids were published while our work was in progress.

An understanding of solid–liquid equilibria (SLE) is of paramount importance for the design of separation processes, especially antisolvent crystallization. There is a pressing need to develop better solvents for separation. The solubilities of ILs in different solvents have been investigated extensively.<sup>11–16</sup> In this study, the solubilities of solid 1,1'-(pentane-1,5-diyl)-bis(pyridinium) dihexafluorophosphate ( $[\text{C}_5(\text{Py})_2][\text{PF}_6]_2$ ) in dimethyl sulfoxide (DMSO) + water binary solvent mixture have been measured from (292.05 to 338.45) K by a laser monitoring observation technique at atmospheric pressure. The experimental data were correlated with the modified Apelblat equation.<sup>17</sup>

## Experimental Section

**Materials.** High-grade DMSO from Tianjin Kemel Chemical Reagent Co., Ltd. was used directly without further purification, and its mass fraction purity was greater than 99 %.  $[\text{C}_5(\text{Py})_2][\text{PF}_6]_2$  was from our key laboratory, and its purity was determined by high-performance liquid chromatography (type Waters 600E, Waters Co.) to be greater than 99 % in mass fraction and was stored under nitrogen. The molecular structure of  $[\text{C}_5(\text{Py})_2][\text{PF}_6]_2$  is illustrated in Figure 1. Analysis for water contamination using the Karl Fischer technique (method Titro-Line KF) for the IL showed that the mass fraction was less than 0.005 %. The melting point temperature ( $T_m$ ) of  $[\text{C}_5(\text{Py})_2][\text{PF}_6]_2$  is (471.15 to 471.95) K measured by a digital melting point apparatus (type RY-51, Shanghai Precision & Scientific Instrument Co. Ltd.). The water used in the experiments was double distilled water.

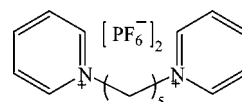


Figure 1. Molecular structure of  $[\text{C}_5(\text{Py})_2][\text{PF}_6]_2$ .

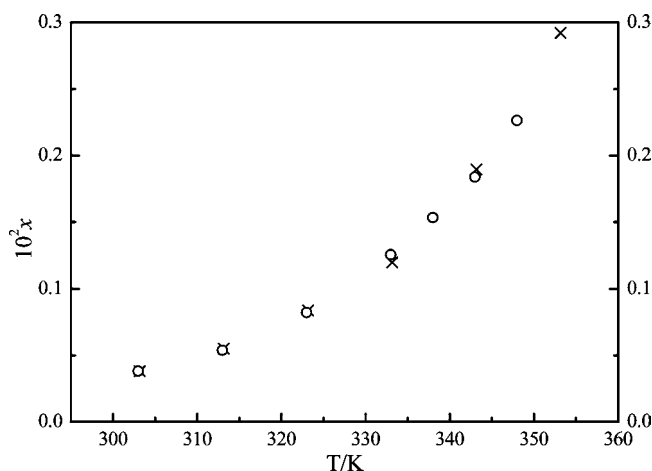


Figure 2. Solubility of 2-hydroxybenzoic acid in water: x, this work; o, literature.<sup>19</sup>

**Apparatus and Procedure.** The solubilities were measured by a dynamic method at atmospheric pressure.<sup>18</sup> The experiments were carried out in a magnetically stirred, jacketed glass vessel (20 cm<sup>3</sup>). A constant temperature ( $\pm 0.05$  K) was maintained by circulating water through the outer jacket from a super thermostatic water-circulator bath (type HWC-52, Shanghai Cany Precision Instrument Co., Ltd.) at the required temperature. A condenser was connected with the vessel to prevent the solvent from evaporating. A mercury-in-glass thermometer was inserted into the inner chamber of the vessels for the measurement of the temperature. At the beginning of the experiment, solvents for the solubility measurement were prepared by mass using an analytical balance (type XS104, Mettler-Toledo Co.). The balance has a range of measurement up to 120 g, with an uncertainty of  $\pm 0.0001$  g. Before the solubility measurement, through the condenser, high-purity nitrogen (99.9995 % by mass, 10 mL·min<sup>-1</sup>) was fed into the solvent for 2 h to remove the dissolved oxygen. In the processes of solubility measurement, some of the solubility experiments were conducted at least three times to check the reproducibility,

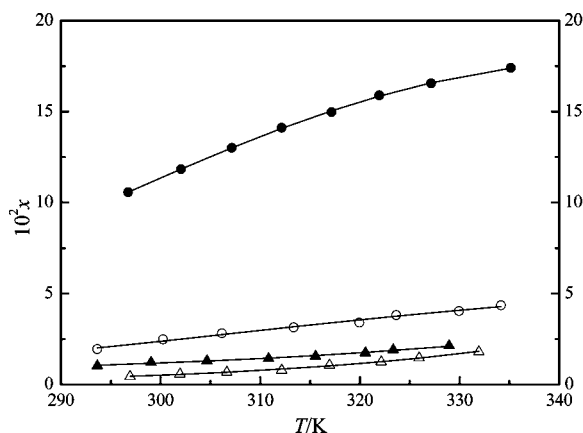
\* Corresponding author. E-mail: xuzhao5378@sina.com.

**Table 1. Mole Fraction Solubilities ( $x$ ) of  $[C_5(Py)_2][PF_6]_2$  in ( $w$ ) Water + ( $1 - w$ ) DMSO, Where  $w$  is the Mass Fraction**

$T/K$	$10^2x$	$10^2\Delta x^a$	$T/K$	$10^2x$	$10^2\Delta x^a$
$w = 0.10$					
296.75	10.5700	0.02	317.15	14.9700	0.42
302.05	11.8300	0.06	321.95	15.9000	0.35
307.15	13.0000	0.03	327.15	16.5500	0.18
312.15	14.1100	0.29	335.15	17.4000	0.04
$w = 0.20$					
293.65	1.9550	2.83	319.95	3.4000	-4.28
300.25	2.4780	3.53	323.65	3.8140	1.55
306.15	2.8170	2.66	329.95	4.0300	-1.26
313.35	3.1360	1.13	334.15	4.3670	2.03
$w = 0.30$					
293.65	1.0280	3.25	315.55	1.5490	2.52
299.05	1.2210	4.91	320.55	1.7370	1.38
304.65	1.3070	1.58	323.35	1.9040	1.88
310.85	1.4240	1.61	328.95	2.1240	0.64
$w = 0.40$					
296.95	0.4480	0.95	316.95	1.0730	5.18
301.95	0.5740	3.14	322.15	1.2460	0.46
306.65	0.6740	0.10	325.95	1.4740	1.57
312.15	0.7860	6.71	331.95	1.8050	1.23
$w = 0.50$					
293.45	0.1700	2.41	316.85	0.4800	3.57
301.45	0.2240	3.68	322.05	0.5930	0.34
306.55	0.2830	2.62	326.75	0.7310	1.08
311.75	0.3740	1.94	332.85	0.9860	0.66
$w = 0.60$					
292.05	0.0667	1.50	316.45	0.2130	2.40
297.95	0.0833	0.66	324.35	0.3340	2.82
305.85	0.1190	1.23	329.15	0.4470	3.45
312.05	0.1580	3.98	334.25	0.5680	3.98
$w = 0.70$					
292.95	0.0297	2.67	315.45	0.1000	1.56
295.35	0.0358	3.29	322.15	0.1460	0.60
303.05	0.0519	1.00	328.05	0.1960	1.26
308.65	0.0720	1.94	336.45	0.3120	0.80
$w = 0.80$					
290.65	0.0070	1.56	315.95	0.0568	1.73
296.95	0.0134	1.83	320.25	0.0784	3.66
299.75	0.0174	2.67	331.15	0.1340	1.34
307.25	0.0301	3.73	338.45	0.1880	0.42
$w = 0.90$					
293.15	0.0077	2.77	313.05	0.0281	0.65
296.95	0.0105	2.36	320.35	0.0432	0.92
301.85	0.0149	4.85	330.95	0.0749	0.04
307.45	0.0193	4.52	337.45	0.1030	0.06

<sup>a</sup>  $\Delta x = |x - x_c|/x$ , where  $x_c$  is the solubility value calculated from eq 1.

and the mean values were considered as the measured results. The reproducibility of the measurements was 0.1 K, which corresponds to a relative error in composition smaller than  $\pm 1$  %. Moreover, to testify the uncertainty of the measurement, a comparison with the literature values<sup>19</sup> for the solubility of



**Figure 3.** Solubilities of  $[C_5(Py)_2][PF_6]_2$  in ( $w$ ) water + ( $1 - w$ ) DMSO, where  $w$  is the mass fraction. ●,  $w = 0.10$ ; ○,  $w = 0.20$ ; ▲,  $w = 0.30$ ; △,  $w = 0.40$ ; ■,  $w = 0.50$ ; □,  $w = 0.60$ ; solid triangle pointing left,  $w = 0.70$ ; open triangle pointing left,  $w = 0.80$ ; ◆,  $w = 0.90$ ; —, calculated from eq 1.

**Table 2. Parameters of Equation 1 for the  $[C_5(Py)_2][PF_6]_2$  + Water + DMSO System at Various Contents of Water ( $w$ ) in the Mixed Solvent**

$w$	$A$	$B$	$C$	$10^4(\text{rmsd})$
0.10	270.38	-13807	-39.72	3.49
0.20	208.26	-11381	-30.52	8.18
0.30	-185.70	6765	27.82	3.36
0.40	-92.30	722	14.84	3.03
0.50	-310.44	10342	47.31	0.85
0.60	-576.40	22060	86.94	1.08
0.70	-203.94	4683	31.67	0.16
0.80	577.77	-32908	-83.58	0.13
0.90	96.73	-9761	-12.83	0.04

2-hydroxybenzoic acid in water was made, and the results are shown in Figure 2. In Figure 2,  $T$  is the absolute temperature, and  $x$  is the experimental solubility in mole fraction. It is clear from Figure 2 that our experimental results show good agreement with the literature data. The deviations of the solubility are less than 2 %. In this work, the uncertainty for solubility measurement is estimated on the basis of the principle of the error propagation to be 2.0 % at the 95 % confidence level.

## Results and Discussion

The measured mole fraction solubilities ( $x$ ) of  $[C_5(Py)_2][PF_6]_2$  in DMSO + water at different temperatures ( $T$ ) are presented in Table 1. The mass fraction ( $w$ ) of water in the solvents was 0.10, 0.20, 0.30, 0.40, 0.50, 0.60, 0.70, 0.80, and 0.90. The experimental values and calculated values are shown in Figure 3. The relationship between the mole fraction solubility and temperature is described by the modified Apelblat equation.<sup>17</sup>

$$\ln x = A + \frac{B}{T/K} + C \ln(T/K) \quad (1)$$

where  $x$  is the mole fraction solubility of  $[C_5(Py)_2][PF_6]_2$ , and  $A$ ,  $B$ , and  $C$  are empirical constants. The values of  $A$ ,  $B$ , and  $C$  obtained from the experimental solubility data in the systems together with the root-mean-square deviations (rmsd's) are listed in Table 2, respectively. The rmsd is defined as

$$\text{rmsd} = \left[ \sum_{i=1}^N \frac{(x_{ci} - x_i)^2}{N} \right]^{1/2} \quad (2)$$

where  $N$  is the number of experimental points;  $x_{ci}$  is the solubility calculated by eq 1; and  $x_i$  represents the experimental solubility value.

From Table 1 and Table 2, the calculated solubilities are in good agreement with the experimental data, which indicate that

the modified Apelblat equation can be used to correlate the solubility data of  $[C_5(Py)_2][PF_6]_2$  in DMSO + water. The experimental solubility and correlation equation in this work can be used as essential data and models to serve the purification process of  $[C_5(Py)_2][PF_6]_2$ .

From the data shown in Table 1, the  $T, x$  curves for the  $[C_5(Py)_2][PF_6]_2$  + DMSO + water system are shown in Figure 3. It described the temperature dependence of the solubility at various compositions of the mixed solvent. From the results shown in Table 1 and Figure 3, it can be seen that the solubility of  $[C_5(Py)_2][PF_6]_2$  increases at constant temperature with the increase of the amount of acetone in the mixed solvent, which could be used for the recrystallization process of the  $[C_5(Py)_2][PF_6]_2$ .

## Literature Cited

- (1) Wasserscheid P.; Welton T. *Ionic Liquids in Synthesis*, 2nd ed.; Wiley-VCH: New York, 2008, 1–20.
- (2) Părvulescu, V. I.; Hardacre, C. Catalysis in Ionic Liquids. *Chem. Rev.* **2007**, *107*, 2615–2665.
- (3) Anthony, J. L.; Maginn, E. J.; Brennecke, J. F. Solution Thermodynamics of Imidazolium-Based Ionic Liquids and Water. *J. Phys. Chem. B* **2001**, *105*, 10942–10949.
- (4) Fredakle, C. P.; Crosthwaite, J. M.; Hert, D. G.; Aki, S. N. V. K.; Brennecke, J. F. Thermophysical Properties of Imidazolium-Based Ionic Liquids. *J. Chem. Eng. Data* **2004**, *49*, 954–964.
- (5) Anderson, J. L.; Ding, R.; Ellern, A.; Armstrong, D. W. Structure and Properties of High Stability Geminal Dicationic Ionic Liquids. *J. Am. Chem. Soc.* **2005**, *127*, 593–604.
- (6) Payagala, T.; Huang, J.; Breitbach, Z. S.; Sharma, P. S.; Armstrong, D. W. Unsymmetrical Dicationic Ionic Liquids: Manipulation of Physicochemical Properties Using Specific Structural Architectures. *Chem. Mater.* **2007**, *19*, 5848–5850.
- (7) Sheldrake, G. N.; Schleck, D. Dicationic Molten Salts (Ionic Liquids) as Re-usable Media for the Controlled Pyrolysis of Cellulose to Anhydrosugars. *Green Chem.* **2007**, *9*, 1044–1046.
- (8) Yu, G.; Yan, S.; Zhou, F.; Liu, X.; Liu, W.; Liang, Y. Synthesis of Dicationic Symmetrical and Asymmetrical Ionic Liquids and Their Tribological Properties as Ultrathin Films. *Tribol. Lett.* **2007**, *25*, 197–205.
- (9) Lambertus, G. R.; Crank, J. A.; McGuigan, M. E.; Kendler, S.; Armstrong, D. W.; Sacks, R. D. Rapid Determination of Complex Mixtures by Dual-Column Gas Chromatography with a Novel Stationary Phase Combination and Spectrometric Detection. *J. Chromatogr. A* **2006**, *1135*, 230–240.
- (10) Soukup-Hein, R. J. J.; Remsburg, W.; Dasgupta, P. K.; Armstrong, D. W. A General, Positive Ion Mode ESI-MS Approach for the Analysis of Singly Charged Inorganic and Organic Anions Using a Dicationic Reagent. *Anal. Chem.* **2007**, *79*, 7346–7352.
- (11) Domanska, U. Solubility of 1-Alkyl-3-methylimidazolium Hexafluorophosphate in Hydrocarbons. *J. Chem. Eng. Data* **2003**, *48*, 451–456.
- (12) Domanska, U.; Rekawek, A.; Marciniak, A. Solubility of 1-Alkyl-3-ethylimidazolium-Based Ionic Liquids in Water and 1-Octanol. *J. Chem. Eng. Data* **2008**, *53*, 1126–1132.
- (13) Domanska, U.; Rafa, B.-u. Solubility of Ethyl-(2-hydroxyethyl)-Dimethylammonium Bromide in Alcohols ( $C_2$ - $C_{12}$ ). *Fluid Phase Equilib.* **2005**, *233*, 220–227.
- (14) Domanska, U.; Casas, L. M. Solubility of Phosphonium Ionic Liquid in Alcohols, Benzene, and Alkylbenzenes. *J. Phys. Chem. B* **2007**, *111*, 4109–4115.
- (15) Yang, X. Z.; Wang, J.; Li, G. S.; Zhang, Z. Z. Solubilities of 1-Ethylpyridinium Hexafluorophosphate in Ethanol + Water from (278.15 to 345.15) K. *J. Chem. Eng. Data* **2009**, *54*, 75–77.
- (16) Yang, X. Z.; Wang, J.; Zhang, Z. Z.; Li, G. S. Solubilities of 1,1'-(Butane-1,4-diyl)-bis(pyridinium) Dihexafluorophosphate in Acetone + Water from (278.15 to 328.15) K. *J. Chem. Eng. Data* **2009**, *54*, 1385–1388.
- (17) Apelblat, A.; Manzurola, E. Solubilities of L-aspartic, DL-aspartic, DL-glutamic, p-hydroxybenzoic, o-anistic, p-anistic, and Itaconic Acids in Water from  $T = 278$  K to  $T = 345$  K. *J. Chem. Thermodyn.* **1997**, *29*, 1527–1533.
- (18) Kong, M. Z.; Shi, X. H.; Cao, Y. C.; Zhou, C. R. Solubility of Imidacloprid in Different Solvents. *J. Chem. Eng. Data* **2008**, *53*, 615–618.
- (19) Shalmashi, A.; Eliassi, A. Solubility of Salicylic Acid in Water, Ethanol, Carbon Tetrachloride, Ethyl Acetate, and Xylene. *J. Chem. Eng. Data* **2008**, *53*, 199–200.

Received for review April 14, 2009. Accepted May 28, 2009.

JE900355H